

PRO-PLUS FASTENERS LLC

PREFERRED BY PROFESSIONALS



AUTHORIZED DISTRIBUTOR



PRO-PLUS FASTENERS LLC

PREFERRED BY PROFESSIONALS





Office Phone: 503-667-7994
 Office Fax: 360-750-7996
 Toll Free: 888-750-7994

Proplusinternational.com

Table of Contents

- Sharp Point Screws Coarse 1
- Wood Wasp Decking Screws 2
- Sharp Point Screws Fine 2
- Drill Point Screws 3-4
- Drill Point Screws Exterior 4
- Cement Board Screws..... 5
- Specialty Screws 5-6
- Nails 7
- Bit Tips 7-8
- Bit Holders / Nut Drivers / Socket Holders 9-10
- SENCO Collated Screws 11-15

Key

| PART INFORMATION | | | | PART NUMBERS | | | | |
|---|--|---|-----------|--------------|------------------|------------|------------------|------------------|
| LAMINATOR SCREW | Laminating Sharp Point-Bugle head | # 2 PHILLIPS | Phosphate | Screw Sizes | Bulk Part Number | Approx QTY | 5 LB Part Number | 1 LB Part Number |
|  | Application: For attaching drywall to drywall Laminating together or into wood. "INTERIOR USE ONLY" |  | | 10 x 1-1/2" | 10112SLB | 5,000 | 10112SLB5 | 10112SLB1 |

TYPE OF SCREWS



Coarse Thread Sharp and Yellow Zinc Screws



Self-Drilling Screws



Eye Lags



Exterior Coated Screws










Fine Thread Sharp Screws & Nails



Screws are manufactured in an ISO-9001 Factory




SHARP POINT SCREWS COARSE

Meets or Exceeds ASTM - C1002 and are manufactured in an ISO-9001 Certified Factory

| SCREW STYLE | DESCRIPTION | DRIVE | COATING | SCREW SIZE | CONTAINER SIZE | | | |
|---|---|---|-------------|-------------|------------------|------------|------------------|------------------|
| LAMINATOR SCREW | Laminating Sharp Point Bugle head | # 2 PHILLIPS | Phosphate | Screw Sizes | Bulk Part Number | Approx QTY | 5 LB Part Number | 1 LB Part Number |
|  | Application: For attaching drywall to drywall. Laminating together or into wood. "INTERIOR USE ONLY" |  | | 10 x 1-1/2" | 10112SLB | 5,000 | 10112SLB5 | 10112SLB1 |
| Drywall "GRIPPER"™ | Coarse Thread Sharp Point Bugle head | # 2 PHILLIPS | Phosphate | Screw Sizes | Bulk Part Number | Approx QTY | 5 LB Part Number | 1 LB Part Number |
|  | Application: For attaching drywall to wood. and general purpose applications. "INTERIOR USE ONLY" |  | | 6 x 1/2" | 60012CB | 2,500 | 60012CB5 | 60012CB1 |
| | | | | 6 x 3/4" | 60034CB | 1,500 | 60034CB5 | 60034CB1 |
| | | | | 6 x 1" | 60100CB | 10,000 | 60100CB5 | 60100CB1 |
| | | | | 6 x 1-1/8" | 60118CB | 10,000 | 60118CB5 | 60118CB1 |
| | | | | 6 x 1-1/4" | 60114CB | 8,000 | 60114CB5 | 60114CB1 |
| | | | | 6 x 1-5/8" | 60158CB | 5,000 | 60158CB5 | 60158CB1 |
| | | | | 6 x 2" | 60200CB | 3,500 | 60200CB5 | 60200CB1 |
| | | | | 7 x 2" | 70200CB | 3,500 | 70200CB5 | 70200CB1 |
| | | | | 6 x 2-1/4" | 60214CB | 3,000 | 60214CB5 | 60214CB1 |
| | | | | 8 x 2-1/2" | 80212CB | 2,500 | 80212CB5 | 80212CB1 |
| | | | | 8 x 3" | 80300CB | 2,000 | 80300CB5 | 80300CB1 |
| Drywall "GRIPPER"™ | Coarse Thread Sharp Point Bugle head | # 2 PHILLIPS | Yellow Zinc | Screw Sizes | Bulk Part Number | Approx QTY | 5 LB Part Number | 1 LB Part Number |
| YELLOW  <i>Yellow Zinc and Dacrotized screws are not ACQ-approved. Please ask about our GRK fastener line.</i>  | Application: For general purpose wood applications. "Not recommended for exterior use" |  | | 6 x 1/2" | 60012CYZ | 2,500 | 60012CYZ5 | 60012CYZ1 |
| | | | | 6 x 3/4" | 60034CYZ | 1,500 | 60034CYZ5 | 60034CYZ1 |
| | | | | 6 x 1" | 60100CYZ | 10,000 | 60100CYZ5 | 60100CYZ1 |
| | | | | 6 x 1-1/8" | 60118CYZ | 10,000 | 60118CYZ5 | 60118CYZ1 |
| | | | | 6 x 1-1/4" | 60114CYZ | 8,000 | 60114CYZ5 | 60114CYZ1 |
| | | | | 6 x 1-5/8" | 60158CYZ | 5,000 | 60158CYZ5 | 60158CYZ1 |
| | | | | 6 x 2" | 60200CYZ | 3,500 | 60200CYZ5 | 60200CYZ1 |
| | | | | 7 x 2" | 70200CYZ | 3,500 | 70200CYZ5 | 70200CYZ1 |
| | | | | 8 x 2-1/2" | 80212CYZ | 2,500 | 80212CYZ5 | 80212CYZ1 |
| | | | | 8 x 3" | 80300CYZ | 2,000 | 80300CYZ5 | 80300CYZ1 |
| | | | | 10 x 3-1/2" | 10312CYZ | 1,000 | 10312CYZ5 | 10312CYZ5 |
| | | | | 10 x 4" | 10400CYZ | 1,000 | 10400CYZ5 | 10400CYZ1 |
| | | | | 10 x 5" | 10500CYZ | 1,000 | 10500CYZ5 | 10500CYZ1 |





WOOD W^{SP} DECKING SCREWS

Meets or Exceeds ASTM - C1002 and are manufactured in an ISO-9001 Certified Factory

| Decking "GRIPPEX" TM ACQ | Coarse Thread Sharp Point *T-17 | TORX DRIVE | Ceramic | Screw Sizes | Bulk Part Number | Approx QTY | 5 LB Part Number | 1 LB Part Number |
|---|---|---|---|--------------|------------------|------------|------------------|------------------|
|  | <p>Application: Exterior screws for attaching wood to wood. Approved for use with treated lumber such as ACQ, CCE, and Copper Azole.</p> <p>Great for use with Redwood, Cedar and other woods.</p> <p>Exceeds 1,000 hr. Salt Spray testing</p> |  |  | 8 x 1-1/4"* | 80114CXQT | 8,000 | 80114CXQT5 | 80114CXQT1 |
| | | | | 8 x 1-5/8"* | 80158CXQT | 5,000 | 80158CXQT5 | 80158CXQT1 |
| | | | | 8 x 2"* | 80200CXQT | 3,500 | 80200CXQT5 | 80200CXQT1 |
| | | | | 9 x 2-1/2"* | 90212CXQT | 2,500 | 90212CXQT5 | 90212CXQT1 |
| | | | | 9 x 3"* | 90300CXQT | 2,000 | 90300CXQT5 | 90300CXQT1 |
| | | | | 10 x 3-1/2"* | 10312CXQT | 1,000 | 10312CXQT5 | 10312CXQT1 |
| | | | | 10 x 4"* | 10400CXQT | 1,000 | 10400CXQT5 | 10400CXQT1 |
| | | | | 10 x 5"* | 10500CXQT | 1,000 | 10500CXQT5 | 10500CXQT1 |
| | | | | 10 x 6"* | 10600CXQT | 1,000 | 10600CXQT5 | 10600CXQT1 |

SHARP POINT SCREWS FINE

Meets or Exceeds ASTM - C1002 and are manufactured in an ISO-9001 Certified Factory

| SCREW STYLE | DESCRIPTION | DRIVE | COATING | SCREW SIZE | CONTAINER SIZE | | | |
|---|---|---|-----------|-------------|------------------|------------|------------------|------------------|
| FRAMING "STITCHER"TM | Round Washer Head Sharp Point | # 2 PHILLIPS | Zinc | Screw Sizes | Bulk Part Number | Approx QTY | 5 LB Part Number | 1 LB Part Number |
|  | <p>Application: For attaching metal to metal. 26ga.-20ga. Or 16-33 Mils.</p> |  | | 8 x 9/16" | 80916SWZ | 10,000 | 80916SWZ5 | 80916SWZ1 |
| | | | | 8 x 1" | 80100SWZ | 6,000 | 80100SWZ5 | 80100SWZ1 |
| | | | | 8 x 1-1/4" | 80114SWZ | 5,000 | 80114SWZ5 | 80114SWZ1 |
| | | | | 8 x 2" | 80200SWZ | 2,500 | 80200SWZ5 | 80200SWZ1 |
| | | | | 8 x 3" | 80300SWZ | 1,500 | 80300SWZ5 | 80300SWZ1 |
| Drywall "STITCHER"TM | Fine Thread Sharp Point Bugle head | # 2 PHILLIPS | Phosphate | Screw Sizes | Bulk Part Number | Approx QTY | 5 LB Part Number | 1 LB Part Number |
|  | <p>Application: For attaching drywall to metal. 26ga.-20ga. Or 16-33 Mils.</p> |  | | 6 x 1" | 60100SB | 10,000 | 60100SB5 | 60100SB1 |
| | | | | 6 x 1-1/8" | 60118SB | 10,000 | 60118SB5 | 60118SB1 |
| | | | | 6 x 1-1/4" | 60114SB | 8,000 | 60114SB5 | 60114SB1 |
| | | | | 6 x 1-5/8" | 60158SB | 5,000 | 60158SB5 | 60158SB1 |
| | | | | 6 x 2" | 60200SB | 3,500 | 60200SB5 | 60200SB1 |
| | | | | 8 x 2-1/2" | 80212SB | 2,500 | 80212SB5 | 80212SB1 |
| | | | | 8 x 3" | 80300SB | 2,000 | 80300SB5 | 80300SB1 |





DRILL POINT SCREWS

Meets or Exceeds ASTM-C954 and C1513 and are manufactured in an ISO-9001 Certified Factory

| SCREW STYLE | DESCRIPTION | DRIVE | COATING | SCREW SIZE | CONTAINER SIZE | | | | |
|---|--|--------------|-----------|-----------------|------------------|------------|------------------|------------------|--|
|  | Fine Thread DRILL Point Bugle head Application: For attaching drywall to metal. 20ga.-14ga. Or 30-68 Mils. | # 2 PHILLIPS | Zinc | Screw Sizes | Bulk Part Number | Approx QTY | 5 LB Part Number | 1 LB Part Number | |
| | | | | 6 x 1-1/4" ZINC | 60114DZ | 8,000 | 60114DZ5 | 60114DZ1 | |
|  | Fine Thread DRILL Point Bugle head Application: For attaching drywall to metal. 20ga.-14ga. Or 30-68 Mils. | # 2 PHILLIPS | Phosphate | Screw Sizes | Bulk Part Number | Approx QTY | 5 LB Part Number | 1 LB Part Number | |
| | | | | 6 x 1-1/8" | 60118DB | 10,000 | 60118DB5 | 60118DB1 | |
| | | | | 6 x 1-1/4" | 60114DB | 8,000 | 60114DB5 | 60114DB1 | |
| | | | | 6 x 1-5/8" | 60158DB | 5,000 | 60158DB5 | 60158DB1 | |
| | | | | 6 X 1-7/8" | 60178DB | 4,000 | 60178DB5 | 60178DB1 | |
| | | | | 8 X 2-3/8" | 80238DB | 2,500 | 80238DB5 | 80238DB1 | |
| 8 x 3" | 80300DB | 2,000 | 80300DB5 | 80300DB1 | | | | | |
|  | Fine Thread DRILL Point Bugle head Application: For attaching plywood, "Sureboard"™, interior sheathing. 20ga.-14ga. Or 30-68 Mils. "INTERIOR USE ONLY" | # 2 PHILLIPS | Phosphate | Screw Sizes | Bulk Part Number | Approx QTY | 5 LB Part Number | 1 LB Part Number | |
| | | | | 8 x 1-5/16" | 80156DPM | 6,000 | 80156DPM5 | 80156DPM1 | |
| | | | | 8x 1-15/16" | 81516DPM | 4,000 | 81516DPM5 | 81516DPM1 | |
|  | Round Washer Head #2 Drill Point Application: For attaching metal to metal. 20ga.-16ga. Or 30-54 Mils. | # 2 PHILLIPS | Zinc | Screw Sizes | Bulk Part Number | Approx QTY | 5 LB Part Number | 1 LB Part Number | |
| | | | | 8 x 1/2" | 80012DWZ | 10,000 | 80012DWZ5 | 80012DWZ1 | |
| | | | | 8 x 1-1/4" | 80114DWZ | 5,000 | 80114DWZ5 | 80114DWZ1 | |





DRILL POINT SCREWS

Meets or Exceeds ASTM-C954 and C1513 and are manufactured in an ISO-9001 Certified Factory

| SCREW STYLE | DESCRIPTION | DRIVE | COATING | SCREW SIZE | CONTAINER SIZE | | | |
|---|---|---|---------|-------------|------------------|------------|------------------|------------------|
|  | Application: For attaching metal to metal. 20ga.-12ga. Or 30-97 Mils. |  | Zinc | Screw Sizes | Bulk Part Number | Approx QTY | 5 LB Part Number | 1 LB Part Number |
| | | | | 10 X 3/4" | 10034DHZ | 7,000 | 10034DHZ5 | 10034DHZ1 |
| | | | | 12 X 3/4" | 12034DHZ | 5,000 | 12034DHZ5 | 12034DHZ1 |
| | | | | 12 X 1" | 12100DHZ | 3,000 | 12100DHZ5 | 12100DHZ1 |
|  | Application: For attaching metal to metal. 20ga.-14ga. Or 30-68 Mils. |  | Zinc | Screw Sizes | Bulk Part Number | Approx QTY | 5 LB Part Number | 1 LB Part Number |
| | | | | 10 X 3/4" | 10034DBTZ | 7,500 | 10034DBTZ5 | 10034DBTZ1 |







DRILL POINT SCREWS EXTERIOR

Meets or Exceeds ASTM-C954, B117, C1513 and are manufactured in an ISO-9001 Certified Factory

| SCREW STYLE | DESCRIPTION | DRIVE | COATING | SCREW SIZE | CONTAINER SIZE | | | |
|---|---|---|---------|-------------|------------------|------------|------------------|------------------|
|  | Application: For attaching drywall to metal. 20ga.-14ga. Or 30-68 Mils. Ceramic Coated 1000 Hour salt spray tested |  | Ceramic | Screw Sizes | Bulk Part Number | Approx QTY | 5 LB Part Number | 1 LB Part Number |
| | | | | 6 x 1-1/4" | 60114DC | 8,000 | 60114DC5 | 60114DC1 |
| | | | | 6 x 1-7/8" | 60178DC | 4,000 | 60178DC5 | 60178DC1 |
|  | Application: For attaching plywood, "Sureboard" [™] , Dens Armor Plus. [™] sheathing to metal. 20ga.-14ga. Or 30-68 Mils. Ceramic Coated 1500 Hour salt spray tested |  | Ceramic | Screw Sizes | Bulk Part Number | Approx QTY | 5 LB Part Number | 1 LB Part Number |
| | | | | 8 x 2-1/4" | 80214DCPM | 4,000 | 80214DCPM5 | 80214DCPM1 |

CEMENT BOARD SCREWS



Meets or Exceeds ASTM-C954, B117, C1513 and are manufactured in an ISO-9001 Certified Factory

| SCREW STYLE | DESCRIPTION | DRIVE | COATING | SCREW SIZE | CONTAINER SIZE | | | |
|---|---|---|---------|-------------|------------------|------------|------------------|------------------|
|  | Hi/Low Thread Sharp Point Wafer head with nibs Application: For attaching treated plywood or underlayment material to wood. Ceramic coated 1,000 hour salt spray tested | # 2 PHILLIPS  | Ceramic | Screw Sizes | Bulk Part Number | Approx QTY | 5 LB Part Number | 1 LB Part Number |
| | | | | 8 x 1-1/4" | 80114SCC | 5,000 | 80114SCC5 | 80114SCC1 |
| | | | | 8 x 2-1/4" | 80214SCC | 2,500 | 80214SCC5 | 80214SCC1 |
|  | Hi/Low Thread Spoon point Wafer head with nibs Application: For attaching treated plywood or underlayment material to metal or wood. Ceramic coated 1,000 hour salt spray tested | # 2 PHILLIPS  | Ceramic | Screw Sizes | Bulk Part Number | Approx QTY | 5 LB Part Number | 1 LB Part Number |
| | | | | 8 x 1-1/4" | 80114MCC | 5,000 | 80114MCC5 | 80114MCC1 |
| | | | | 8 x 2-1/4" | 80214MCC | 2,500 | 80214MCC5 | 80214MCC1 |
|  | Fine Thread Drill Point Wafer head with nibs Application: For attaching treated plywood or underlayment material to metal. 20ga.-14ga. Or 30-68 Mils. Ceramic coated 1,000 hour salt spray tested | # 2 PHILLIPS  | Ceramic | Screw Sizes | Bulk Part Number | Approx QTY | 5 LB Part Number | 1 LB Part Number |
| | | | | 8 x 1-1/4" | 80114DCC | 5,000 | 80114DCC5 | 80114DCC1 |
| | | | | 8 x 2-1/4" | 80214DCC | 2,500 | 80214DCC5 | 80214DCC1 |

Meets or Exceeds ASTM-C954, B117, C1513 and are manufactured in an ISO-9001 Certified Factory







SPECIALTY SCREWS

Manufactured in an ISO-9001 Certified Factory



| SCREW STYLE | DESCRIPTION | APPL. | COATING | SCREW SIZE | CONTAINER SIZE | | | |
|---|---|---|---------|--------------|------------------|------------|------------------|------------------|
|  | EYE LAG DESCRIPTION Application: For attaching ceiling wires to wood. | WOOD  | ZINC | EYE LAG | Bulk Part Number | Approx QTY | 5 LB Part Number | 1 LB Part Number |
| | | | | 1/4 X 2-3/4" | D150SP | 1,000 | D150SP5 | D150SP1 |

SPECIALTY SCREWS



Manufactured in an ISO-9001 Certified Factory



| SCREW STYLE | DESCRIPTION | APPL. | COATING | SCREW SIZE | CONTAINER SIZE | | | | |
|---|---|---|-------------|----------------|-------------------------|-------------------|-------------------------|-------------------------|--|
| PUNCH POINT | EYE LAG DESCRIPTION | WOOD | ZINC | EYE LAG | Bulk Part Number | Approx QTY | 5 LB Part Number | 1 LB Part Number | |
|  | Application: For attaching ceiling wires to wood/light gauge steel. |  | | 1/4 X 2-7/8" | D150PP | 1,000 | D150PP5 | D150PP1 | |
| DRILL POINT | EYE LAG DESCRIPTION | METAL | ZINC | EYE LAG | Bulk Part Number | Approx QTY | 5 LB Part Number | 1 LB Part Number | |
|  | Application: For attaching ceiling wires to steel. #3 drill tip. |  | | 1/4 X 2" | D750SD | 1,000 | D750SD5 | D750SD1 | |
| | | | | 1/4 X 3" | D175SD | 1,000 | D175SD5 | D175SD1 | |
| DRILL POINT | EYE LAG DESCRIPTION | WOOD | ZINC | EYE LAG | Bulk Part Number | Approx QTY | 5 LB Part Number | 1 LB Part Number | |
|  | Application: For attaching ceiling wires to steel. #3 drill tip. |  | | 1/4 X 3" | DW300MPZ | 1,000 | DW300MPZ5 | DW300MPZ1 | |
| | | | | 1/4 X 4" | DW400MPZ | 1,000 | DW400MPZ5 | DW400MPZ1 | |
| | | | | 1/4 X 5" | DW500MPZ | 1,000 | DW500MPZ5 | DW500MPZ1 | |


NAILS



| SCREW STYLE | DESCRIPTION | DRIVE | COATING | SCREW SIZE | CONTAINER SIZE | | | |
|---|--|---|-----------|---------------|------------------|------------|------------------|------------------|
| DRYWALL NAILS | CUP HEAD | NAIL | Phosphate | Nails | Bulk Part Number | Net Weight | 5 LB Part Number | 1 LB Part Number |
|  | Application: For attaching drywall to wood. 12.5 Gauge "INTERIOR USE ONLY" |  | | 12.5 x 1-3/8" | 00138N | 50 | 00138N5 | 00138N1 |
| | | | | 12.5 x 1-5/8" | 00158N | 45 | 00158N5 | 00158N1 |
| | | | | 12.5 x 1-7/8" | 00178N | 40 | 00178N5 | 00178N1 |
| | | | | 12.5 x 2-3/8" | 00238N | 40 | 00238N5 | 00238N1 |

BIT-TIPS



| PHILLIPS | DESCRIPTION | BIT SIZE | LENGTH | PART NO. | QTY | SHANK SIZE |
|---|--|----------|--------|----------|--------|------------|
|  | STANDARD  | #1 | 1" | 88110 | 1 each | 1/4 HEX |
| | | #2 | 1" | 88211 | 1 each | 1/4 HEX |
| | | #3 | 1" | 88310 | 1 each | 1/4 HEX |


| PHILLIPS | DESCRIPTION | BIT SIZE | LENGTH | PART NO. | QTY | SHANK SIZE |
|---|---|----------|--------|----------|--------|------------|
|  | DRYWALL REDUCED TIP  | #2 | 1" | 88219 | 1 each | 1/4 HEX |


| PHILLIPS | DESCRIPTION | BIT SIZE | LENGTH | PART NO. | QTY | SHANK SIZE |
|---|---|----------|--------|----------|--------|------------|
|  | POWER BIT QUICK DISCONNECT | #1 | 2" | 88120 | 1 each | 1/4 HEX |
| | | #2 | 2" | 88220 | 1 each | 1/4 HEX |
| | | #2 | 3-1/2" | 88235 | 1 each | 1/4 HEX |
| | | #2 | 6" | 88260 | 1 each | 1/4 HEX |
| | | #3 | 2" | 88320 | 1 each | 1/4 HEX |



| SQUARE DRIVE | DESCRIPTION | BIT SIZE | LENGTH | PART NO. | QTY | SHANK SIZE |
|---|--|----------|--------|----------|--------|------------|
|  | STANDARD  | #1 | 1" | 89110 | 1 each | 1/4 HEX |
| | | #2 | 1" | 89210 | 1 each | 1/4 HEX |
| | | #3 | 1" | 89310 | 1 each | 1/4 HEX |

BIT-TIPS


| SQUARE DRIVE | DESCRIPTION | BIT SIZE | LENGTH | PART NO. | QTY | SHANK SIZE |
|---|---|----------|--------|----------|--------|------------|
|  | STANDARD 2-PC  | #1 | 1" | 89112 | 1 each | 1/4 HEX |
| | | #2 | 1" | 89212 | 1 each | 1/4 HEX |


| SQUARE DRIVE | DESCRIPTION | BIT SIZE | LENGTH | PART NO. | QTY | SHANK SIZE |
|---|--|----------|--------|----------|--------|------------|
|  | POWER BIT 2-PC THESE BITS HAVE A HARDNED DRIVE END FOR A LONGER LIFE SPAN. QUICK DISCONNECT | #2 | 2" | 89222 | 1 each | 1/4 HEX |


| SQUARE DRIVE | DESCRIPTION | BIT SIZE | LENGTH | PART NO. | QTY | SHANK SIZE |
|--|--------------------------------------|----------|--------|----------|--------|------------|
|  | POWER BIT QUICK DISCONNECT | #1 | 2" | 89120 | 1 each | 1/4 HEX |
| | | #2 | 2" | 89220 | 1 each | 1/4 HEX |
| | | #2 | 3-1/2" | 89240 | 1 each | 1/4 HEX |
| | | #2 | 6" | 89260 | 1 each | 1/4 HEX |
| | | #3 | 2" | 89320 | 1 each | 1/4 HEX |


| STAR DRIVE | DESCRIPTION | BIT SIZE | LENGTH | PART NO. | QTY | SHANK SIZE |
|---|--|----------|--------|----------|--------|------------|
|  | STANDARD  | #10 | 1" | 86101 | 1 each | 1/4 HEX |
| | | #15 | 1" | 86151 | 1 each | 1/4 HEX |
| | | #20 | 1" | 86201 | 1 each | 1/4 HEX |
| | | #25 | 1" | 86251 | 1 each | 1/4 HEX |
| | | #30 | 1" | 86301 | 1 each | 1/4 HEX |

BIT HOLDERS/NUT DRIVERS/SOCKET HOLDERS


| STAR DRIVE | DESCRIPTION | BIT SIZE | LENGTH | PART NO. | QTY | SHANK SIZE |
|---|---|----------|--------|----------|--------|------------|
|  | POWER BIT QUICK DISCONNECT | #15 | 2" | 86152 | 1 each | 1/4 HEX |
| | | #20 | 2" | 86202 | 1 each | 1/4 HEX |
| | | #25 | 2" | 86252 | 1 each | 1/4 HEX |
| | | #30 | 2" | 86302 | 1 each | 1/4 HEX |


| STAINLESS STEEL MAGNETIC BIT TIP HOLDER | LENGTH | INTERNAL HEX SIZE | PART NO. | QTY | SHANK SIZE |
|---|---------|-------------------|----------|--------|------------|
|  <p>OUR MAG SHAFTS ARE OF THE HIGHEST QUALITY and ONE-PIECE STAINLESS STEEL. TURNED CONSTRUCTION for added strength</p> <p><i>*2pc shaft **Fits HILTI™</i></p> | 1-3/4"* | 1/4 HEX | 79302 | 1 each | 1/4 HEX |
| | 2-1/4" | 1/4 HEX | 79301 | 1 each | 1/4 HEX |
| | 3" | 1/4 HEX | 79300 | 1 each | 1/4 HEX |
| | 6" | 1/4 HEX | 79303 | 1 each | 1/4 HEX |
| | 12"*** | 1/4 HEX | 79304 | 1 each | 1/4 HEX |


| "QUICK RELEASE" BIT TIP HOLDER | LENGTH | INTERNAL HEX SIZE | PART NO. | QTY | SHANK SIZE |
|--|--------|-------------------|----------|--------|------------|
|  | 3" | 1/4 HEX | 79310 | 1 each | 1/4 HEX |


| 1/4" HEX - MAGNETIC NUT DRIVER (SHORT) | LENGTH | SOCKET SIZE | PART NO. | QTY | SHANK SIZE |
|---|--------|-------------|----------|--------|------------|
|  | 1-3/4" | 1/4" | 79114 | 1 each | 1/4 HEX |
| | 1-3/4" | 5/16" | 79156 | 1 each | 1/4 HEX |
| | 1-3/4" | 3/8" | 79138 | 1 each | 1/4 HEX |
| | 1-3/4" | 7/16" | 79176 | 1 each | 1/4 HEX |
| | 1-3/4" | 1/2" | 79112 | 1 each | 1/4 HEX |

BIT HOLDERS/NUT DRIVERS/SOCKET HOLDERS

| 1/4" HEX - MAGNETIC NUT DRIVER | LENGTH | SOCKET SIZE | PART NO. | QTY | SHANK SIZE |
|---|---------|-------------|----------|--------|------------|
|  | 2-9/16" | 1/4" | 79214 | 1 each | 1/4 HEX |
| | 2-9/16" | 5/16" | 79256 | 1 each | 1/4 HEX |
| | 2-9/16" | 3/8" | 79238 | 1 each | 1/4 HEX |
| | 2-9/16" | 7/16" | 79276 | 1 each | 1/4 HEX |
| | 2-9/16" | 1/2" | 79212 | 1 each | 1/4 HEX |
| | 6" | 5/16" | 79216 | 1 each | 1/4 HEX |
| | 6" | 3/8" | 79218 | 1 each | 1/4 HEX |

| DRYWALL SETTING TIP "SCREW SETTER" | LENGTH | DRIVE TYPE | PART NO. | QTY | SHANK SIZE |
|---|--------|--------------|----------|--------|------------|
|  | 1" | PHILLIPS BIT | 79330 | 1 each | 1/4 HEX |

| SOCKET HOLDER BIT TIP | LENGTH | DRIVE SIZE | PART NO. | QTY | SHANK SIZE |
|---|--------|------------|----------|--------|------------|
|  | 2-1/2" | 1/4" | 79400 | 1 each | 1/4 HEX |
| | 2-1/2" | 3/8" | 79401 | 1 each | 1/4 HEX |
| | 3" | 1/2" | 79402 | 1 each | 1/4 HEX |

| EYE LAG DRIVER BIT TIP | LENGTH | DRIVE TYPE | PART NO. | QTY | SHANK SIZE |
|---|--------|------------|----------|--------|------------|
|  | 2-1/2" | EYE LAG | 79410 | 1 each | 1/4 HEX |

METAL THICKNESS GUIDE

| Gauge | Inches | Mil |
|-----------------------|--------|---------|
| 25 gauge | .0179" | 18 mil |
| 22 gauge | .0269" | 27 mil |
| 20 gauge (Drywall) | .0296" | 30 mil |
| 20 gauge (Structural) | .0329" | 33 mil |
| 18 gauge | .0428" | 43 mil |
| 16 gauge | .0538" | 54 mil |
| 14 gauge | .0677" | 68 mil |
| 12 gauge | .0966" | 97 mil |
| 10 gauge | .1180" | 118 mil |



Drywall to Wood Screws

Sharp point drywall screws for fastening interior drywall to wood

Finish: Gray Phosphate

#2 Phillips
 Bugle
 Sharp

| Gauge | Length | Thread | Quantity | Item Code |
|-------|--------|--------|----------|-----------------------|
| 6 | 1 1/2" | Coarse | 1000 Tub | 06A125P |
| 6 | 1 1/2" | Coarse | 4000 Box | 06A125PB <i>Stock</i> |
| 6 | 1" | Coarse | 1000 Tub | 06A162P |
| 6 | 1" | Coarse | 4000 Box | 06A162PB <i>Stock</i> |
| 7 | 2" | Coarse | 1000 Tub | 07A200P |
| 8 | 2 1/2" | Coarse | 1000 Box | 08A250PK |

Finish: Exterior

| Gauge | Length | Thread | Quantity | Item Code |
|-------|--------|--------|----------|-----------|
| 6 | 1 1/2" | Coarse | 1000 Tub | 06A162W |

Drywall to Light Steel Screws

Sharp point, double thread drywall screws for fastening interior drywall to light-gauge metal studs

Finish: Gray Phosphate

#2 Phillips
 Bugle
 Sharp

ICC ES

| Gauge | Length | Thread | Quantity | Item Code |
|-------|--------|---------------|----------|------------------------|
| 6 | 1 1/2" | Double Thread | 1000 Tub | 06B125P* |
| 6 | 1 1/2" | Double Thread | 4000 Box | 06B125PB* <i>Stock</i> |
| 6 | 1" | Double Thread | 1000 Tub | 06B162P* |
| 6 | 1" | Double Thread | 4000 Box | 06B162PB* <i>Stock</i> |

Gypsum to Heavy Steel Screws

Drywall screws with self-drilling point for fastening drywall or gypsum sheathing to heavy-gauge metal studs

Finish: Clear Zinc

#2 Phillips
 Bugle
 Drill

ICC ES

| Gauge | Length | Thread | Quantity | Item Code |
|-------|--------|--------|----------|------------------------|
| 6 | 1 1/2" | Fine | 4000 Box | 06C125CB* <i>Stock</i> |
| 6 | 1 1/2" | Fine | 4000 Box | 06C162CB* <i>Stock</i> |
| 6 | 2" | Fine | 4000 Box | 06C200CB* <i>Stock</i> |

Finish: Exterior

| Gauge | Length | Thread | Quantity | Item Code |
|-------|--------|----------|----------|------------------------|
| 6 | 1 1/2" | Fine | 1000 Box | 06C125WK* <i>Stock</i> |
| 6 | 1 1/2" | Fine | 1000 Box | 06C162WK* <i>Stock</i> |
| 8 | 3" | 1/2 Fine | 1000 Box | 08C300WK |

Finish: Gray Phosphate

ICC ES

| Gauge | Length | Thread | Quantity | Item Code |
|-------|--------|--------|----------|------------------------|
| 6 | 1 1/2" | Fine | 4000 Box | 06C125PB* <i>Stock</i> |
| 6 | 1 1/2" | Fine | 4000 Box | 06C162PB* <i>Stock</i> |
| 6 | 2" | Fine | 4000 Box | 06C200PB* <i>Stock</i> |

ICC ES * ICC certified test data available on all highlighted items. Refer to ESR-3558 for details.

Wood to Wood Screws

General purpose interior wood screws

Finish: Yellow Zinc

#2 Square
 Flat
 Sharp

| Gauge | Length | Thread | Quantity | Item Code |
|-------|--------|------------|----------|-----------|
| 8 | 1 1/2" | Coarse | 1000 Tub | 08F150Y |
| 8 | 1 1/2" | 1/2 Coarse | 1000 Tub | 08F175Y |
| 8 | 2" | 1/2 Coarse | 1000 Tub | 08F200Y |
| 8 | 2 1/2" | 1/2 Coarse | 800 Tub | 08F250Y |
| 8 | 3" | 1/2 Coarse | 800 Tub | 08F300Y |

Finish: Yellow Zinc

#2 Square
 Flat
 Type 17

| Gauge | Length | Thread | Quantity | Item Code |
|-------|--------|--------|----------|-----------|
| 8 | 1 1/2" | Coarse | 4000 Box | 08L175YB |

Finish: Clear Zinc

#2 Square
 Flat Head + Nibs
 Type 17

| Gauge | Length | Thread | Quantity | Item Code |
|-------|--------|--------|----------|--------------|
| 8 | 1 1/2" | Coarse | 4000 Box | 08L125CBLCTS |

Interior wood screws for harder-engineered lumber and flooring materials

Finish: Yellow Zinc

#2 Square
 Trim Head + Nibs
 Sharp

| Gauge | Length | Thread | Quantity | Item Code |
|-------|--------|----------|----------|--------------|
| 8 | 2" | High Low | 4000 Box | 08F200YBTHSS |

General purpose interior wood screws and subfloors

Finish: Yellow Zinc

Rex
 Flat
 Sharp

| Gauge | Length | Thread | Quantity | Item Code |
|-------|--------|------------|----------|-----------|
| 8 | 1 1/2" | 2/3 Double | 1000 Box | 08F175YKX |

08F175YKX

Double Thread, Interior Wood Screw

FEATURES AND BENEFITS

- Double thread design reduces installation time while improving holding power
- Our Rex drive provides smooth engagement with high torque transmitting capability
- Flathead provides strong holding power

COLLATED SCREWS

COLLATED SCREWS

Wood to Heavy Steel Screws

Pilot point screws for fastening sheathing to heavy steel

Finish:
Clear Zinc



| Gauge | Length | Thread | Quantity | Item Code |
|-------|--------|--------|----------|--------------|
| 8 | 2" | Fine | 1000 Box | 08G200CKLFPS |

Wing drill point screws for fastening sheathing to heavy steel

Finish:
Clear Zinc



| Gauge | Length | Thread | Quantity | Item Code |
|-------|--------|--------|----------|--------------|
| 8 | 1 1/2" | Fine | 1000 Tub | 08G162CTWFWS |
| 10 | 1 1/2" | Fine | 1000 Tub | 10G162CTWFWS |


Finish:
Exterior



| Gauge | Length | Thread | Quantity | Item Code |
|-------|--------|--------|----------|--------------|
| #8 | 2" | Fine | 1000 Tub | 08G200WTFWFS |
| #8 | 2 1/2" | Fine | 1000 Tub | 08G250WWK |

Low profile screw head for fastening sheathing to steel


Finish:
Clear Zinc



| Gauge | Length | Thread | Quantity | Item Code |
|-------|--------|--------|----------|--------------|
| 8 | 1" | Fine | 4000 Box | 08G100CBWFDS |
| 10 | 1 1/2" | Fine | 4000 Box | 10G125CBWFDS |

Wing drill point screws for fastening sheathing to heavy steel structures

Finish:
Yellow Zinc



| Gauge | Length | Thread | Quantity | Item Code |
|-------|--------|--------|----------|--------------|
| 12 | 1 1/2" | Fine | 1000 Box | 12G175YKLFAX |

Wing drill point screws for fastening sheathing to heavy steel structures

Finish:
Yellow Zinc



| Gauge | Length | Thread | Quantity | Item Code |
|-------|--------|--------|----------|---------------|
| 12 | 2" | Fine | 1000 Box | 12G200YKLF CX |
| 12 | 2 1/2" | Fine | 1000 Box | 12G250YKLF CX |

Wood to Light Steel Screws

Sharp point screws for fastening sheathing to light steel

Finish:
Clear Zinc



| Gauge | Length | Thread | Quantity | Item Code |
|-------|--------|--------|----------|--------------|
| 8 | 1 1/2" | Double | 1000 Tub | 08G150CTLDSS |

Cement Board Screws

Screws for fastening cement board or Hardie Board to wood

Finish:
Exterior



| Gauge | Length | Thread | Quantity | Item Code |
|-------|--------|----------|----------|-----------|
| 8 | 1 1/2" | High Low | 1000 Tub | 08T125W |
| 8 | 2" | High Low | 1000 Tub | 08T200W |

Screws for fastening cement board or Hardie Board to steel studs

Finish:
Exterior



| Gauge | Length | Thread | Quantity | Item Code |
|-------|--------|--------|----------|--------------|
| 8 | 1 1/2" | Fine | 4000 Box | 08T150WBWFD5 |

Decking and Dock Screws

Exterior wood screws for projects such as decks, tile roofing, fencing, siding and docks

Finish:
Exterior



| Gauge | Length | Thread | Quantity | Item Code |
|-------|--------|------------|----------|------------|
| 8 | 1 1/2" | 3/8 Coarse | 1000 Tub | 08D175W |
| 8 | 2" | 3/8 Coarse | 1000 Tub | 08D200W** |
| 8 | 2 1/2" | 3/8 Coarse | 800 Tub | 08D250W** |
| 8 | 2 1/2" | 3/8 Coarse | 1000 Box | 08D250WK** |
| 8 | 3" | 3/8 Coarse | 800 Tub | 08D300W** |

Finish:
Stainless 304



| Gauge | Length | Thread | Quantity | Item Code |
|-------|--------|------------|----------|-----------|
| 8 | 2 1/2" | 3/8 Coarse | 800 Tub | 08D250S** |
| 9 | 3" | 3/8 Coarse | 800 Tub | 09D300S** |

Underlayment Wood to Wood Screws

Finish:
Gray Phosphate



| Gauge | Length | Thread | Quantity | Item Code |
|-------|--------|----------|----------|-----------|
| 7 | 1" | High Low | 4000 Box | 07Q100PB |
| 7 | 1 1/2" | High Low | 4000 Box | 07Q125PB |

| Gray Phosphate | | #2 Square | Quantity | Item Code |
|----------------|--------|-----------|----------|-----------|
| 7 | 1 1/2" | High Low | 4000 Box | 07Q125PBQ |

**** Note: Non Stocking items are subject to shipping from the factory.**























*ICC certified test data available on all red highlighted items. Refer to ESR-3558 for details.

** Approved for use in Miami-Dade County FL.

COLLATED SCREWS





















Composite Decking Screws

Trim head screws for fastening composite decking to wood

| Finish: Exterior | | | | |
|--|--------|--------------|----------|------------|
|  | | | | |
|  #2 Square  Trim  Type 17 | | | | |
| Gauge | Length | Thread | Quantity | Item Code |
| 8 | 2 1/2" | 3/8 Coarse | 800 Tub | 08R250W |
| 8 | 3" | 3/8 Coarse | 800 Tub | 08R300W |
| Finish: Stainless 304 | | | | |
|  | | | | |
|  #2 Square  Trim  Type 17 | | | | |
| Gauge | Length | Thread | Quantity | Item Code |
| 8 | 2 1/2" | 3/8 Coarse | 800 Tub | 08R250S |
| Specially designed cup head screws eliminate mushrooming around head after installation | | | | |
| Finish: Exterior/Gray | | | | |
|  | | | | |
|  #2 Square  Cupped Pan  Sharp | | | | |
| Gauge | Length | Thread | Quantity | Item Code |
| 8 | 2 1/2" | Multi-Thread | 800 Tub | 08S250W003 |
| Finish: Exterior/Tan | | | | |
|  | | | | |
|  #2 Square  Cupped Pan  Sharp | | | | |
| Gauge | Length | Thread | Quantity | Item Code |
| 8 | 2 1/2" | Multi-Thread | 800 Tub | 08S250W592 |
| Finish: Exterior/Brown | | | | |
|  | | | | |
|  #2 Square  Cupped Pan  Sharp | | | | |
| Gauge | Length | Thread | Quantity | Item Code |
| 8 | 2 1/2" | Multi-Thread | 800 Tub | 08S250W497 |

Metal to Metal Screws

General purpose screws for fastening metal to metal

| Finish: Clear Zinc | | | | |
|--|--------|--------|------------|---------------|
|  | | | | |
|  #2 Square  Modified Flat Pan  Drill | | | | |
| Gauge | Length | Thread | Quantity | Item Code |
| 10 | 3/4" | Fine | 1000 Tub | 10M075CTMFDS* |
| 10 | 1" | Fine | 1000 Box | 10M100CKMFDS* |
| Finish: Yellow Zinc | | | | |
|  | | | | |
|  Rex  Flat Pan  Drill | | | | |
| Gauge | Length | Thread | Quantity | Item Code |
| 10 | 3/4" | Fine | 1000 Tub | 10M075YTFDFD* |
| Finish: Yellow Zinc | | | | |
|  | | | | |
|  Rex  Flat Pan  T4 Drill | | | | |
| Gauge | Length | Thread | Quantity | Item Code |
| 10 | 3/4" | 22 TPI | 8000 Loose | 10M075YLF4X* |
| 10 | 3/4" | 22 TPI | 1000 Box | 10M075YKFT4X* |
| Finish: Yellow Zinc | | | | |
|  | | | | |
|  Rex  Flat Pan  T4 Drill | | | | |
| Gauge | Length | Thread | Quantity | Item Code |
| 12 | 3/4" | Fine | 1000 Box | 12M087YKFF4X* |
| Finish: Yellow Zinc | | | | |
|  | | | | |
|  Rex  Flat Pan  T3 Drill | | | | |
| Gauge | Length | Thread | Quantity | Item Code |
| 12 | 1" | Fine | 1000 Box | 12M100YKFF3X* |



* ICC certified test data available on all highlighted items. Refer to ESR-3558 for details.



DS230 SERIES ATTACHMENTS

| ITEM NO: | MODEL AND FITMENT |
|----------|--|
| 9Z0021N | DS230-M1 Auto Feed Attachment for Makita . Several Models |
| 9Z0011N | DS230-D1 Auto Feed Attachment for DeWalt Corded |
| 9Z0012N | DS230-D2 Auto Feed Attachment for DeWalt Cordless |
| 9Z0001N | DS230-S1 Auto Feed Attachment for Senco tools |

COLLATED SCREWS

COLLATED SCREWS

Light Metal Framing Screws

Self tapping metal framing screw

Finish:
Clear Zinc



#2 Phillips



Mod Truss



Sharp

| Gauge | Length | Thread | Quantity | Item Code |
|-------|--------|--------|----------|---------------------|
| 8 | 1/2" | Fine | 1000 Tub | 08M050CTRFSP* Stock |

Self drilling and tapping metal framing screws

Finish:
Clear Zinc



#2 Phillips



Mod Truss



Drill

| Gauge | Length | Thread | Quantity | Item Code |
|-------|--------|--------|----------|---------------------|
| 8 | 1/2" | Fine | 1000 Tub | 08M050CTRFDP* Stock |
| 10 | 3/4" | 22 TPI | 1000 Box | 10M075CDK Stock |

New! 10M075CDK 22 TPI Metal Framing Screw

FEATURES AND BENEFITS

- Low profile head to reduce drywall flexing
- Higher thread count for better fastener engagement

Specialty Screws

General purpose screws for a range of applications including window installation and crating

Finish:
Clear Zinc



#2 Square



Round Washer



Type 17

| Gauge | Length | Thread | Quantity | Item Code |
|-------|--------|--------|----------|--------------|
| 8 | 1 1/2" | Coarse | 4000 Box | 08X125CBACTS |

Finish:
Clear Zinc



#2 Square



Round Washer



Drill

| Gauge | Length | Thread | Quantity | Item Code |
|-------|--------|--------|----------|---------------|
| 8 | 1 1/2" | Double | 1000 Box | 08X125CKADDS* |
| 8 | 2" | Double | 1000 Box | 08X200CKADDS* |

Finish:
Clear Zinc



#2 Square



Pan Framing



Sharp

| Gauge | Length | Thread | Quantity | Item Code |
|-------|--------|--------|----------|--------------|
| 8 | 1" | Double | 4000 BOX | 08M100CBPDSS |

The New Standard in Professional Auto-Feed Screw Systems

INCREASE JOB SITE
PRODUCTIVITY BY 30% !

4X faster than corded
screwdrivers with
loose screws*

- DuraSpin Auto-Feed Screw Systems eliminate the need to reach for fasteners and position them on a magnetic screw tip.
- DuraSpin allows for one-handed screw fastening with either hand, freeing the other hand to steady your work.

*DuraSpin Screw Fastening System Time & Motion Study, July, 2001, R.S. MEANS, CONSULTING SERVICES.



SCREW SYSTEM ACCESSORIES

Bits

| Integrated auto-feed screw systems – 2 bits per pack | | | | |
|--|-----------|-----------|----------|-------|
| Bits Fit | + ITEM # | ◻ ITEM # | * ITEM # | + ◻ * |
| DS212-18V DS215-18V DS232-AC DS235-AC | EA0297 | EA0298 | EA0299 | |
| DS312-18V DS332-AC | EA0300 ** | EA0301 ** | EA0302 | |
| Auto-feed attachment kits – 2 bits per pack | | | | |
| Bits Fit | + ITEM # | ◻ ITEM # | * ITEM # | + ◻ * |
| DS325AC DS340AC | - | EA0272 | - | |
| DS425AC DS440AC | EA0314 | EA0315 | EA0316 | |



Stocking Items marked with **

Bits-High Torque

| 25 count packaging for the high torque professional user* | | | | |
|---|----------|-----------|----------|-------|
| Bits Fit | + ITEM # | ◻ ITEM # | * ITEM # | + ◻ * |
| DS212-18V DS215-18V DS232-AC DS235-AC | EA0297N | EA0298N | EA0299N | |
| DS312-18V DS332-AC | - | EA0301N** | - | |
| DS220 | - | - | EA0313N | |
| DS320 | - | EA0315N | EA0316N | |



*High output impact feature is designed to extend bit life in metal applications

Bit Tips

| Loose screwdriver – 10 bits per pack | |
|--------------------------------------|----------|
| Bits Fit | * ITEM # |
| SG2510 SG4100 | EA0308 |



Bits

| Screwdriver and attachment combinations – 2 bits per pack | | | |
|---|----------|----------|----------|
| Bits Fit | + ITEM # | ◻ ITEM # | * ITEM # |
| SENCO SG2510 and SENCO SG4100 | | | |
| + DS220 | EA0311 | EA0312 | EA0313 |
| + DS320 | EA0314 | EA0315 | EA0316 |
| Makita with adapters ADP019 and MB0174 | | | |
| + DS220 | EA0311 | EA0312 | EA0313 |
| + DS320 | EA0314 | EA0315 | EA0316 |
| DeWalt, Makita with adapter ADP020 | | | |
| + DS220 | EA0317 | EA0318 | EA0319 |
| + DS320 | EA0320 | EA0321 | EA0322 |

Adapters

| For attaching screwdrivers to attachments | | | |
|---|----------------------------------|-------------------------|----------------|
| Screwdriver | Fits Tools | | Adapter ITEM # |
| SENCO | SG2510 | SG4100 | MB0173 |
| DeWalt | DW252 DW253 DW255 DW257 | DW266 DW272 DW276 | ADP009 |
| MAKITA | FS2200 FS2500 | FS4200 FS6200 | ADP019 |
| | FS2701 | - | MB0174 |
| | 6805BV | 6827 | ADP020 |



PRO-PLUS FASTENERS

PH 503-667-7994
 FX 360-750-7996
 Toll Free: 888-750-7994

"Preferred by Professionals"



17802 Shank Rd NE, Ste 101
 Hubbard, OR, 97032
 Email: Sales@proplusinternational.com



Wood/ Metal Saw Blades, Hole Saws, Recip Saw Blades, Sanding discs, Cutting and Grinding wheels, Step drill bits etc.



Construction screws of all types and sizes. ACQ rated along with Stainless options.



Saw Blades, Drill bits, Forstner bits, Router bits, Cutter heads



Construction screws of all types and sizes. ACQ rated along with Stainless options.



Cut resistant gloves, Protective gear for your Hands, Eyes, Feet, Arms, Head and Respiratory safety. Protective



Buildex, Ramset, RedHead Products for Commercial Construction.



Cut resistant gloves, Protective gear for your Hands, Eyes, Feet, Arms, Head and Respiratory safety. Welding protection, Protective Clothing. Etc.



Specialty screws for the construction trade. Teks Select, Sammy's, EZ Anchors, Decking Flashings, Tools.



Collated screws, Tools, Nails, Compressors, Staples etc.



Cordless and Pneumatic Tools and Fasteners

PRO-PLUS FASTENERS

FH 503-667-7994
FX 360-750-7996
Toll Free: 888-750-7994

"Preferred by Professionals"



17802 Shank Rd NE, Ste 101
Hubbard, OR 97032
Email: Sales@proplusinternational.com



Ear plugs, Dust masks, Tape etc.



Cut resistant gloves, Protective gear for your Hands, Eyes, Feet, Arms, Head and Respiratory safety. Welding protection, Protective Clothing. Etc.



Power tools and equipment



Pure Safety: Fall Protection, Anchor points, Self retracting lanyards, tool tethers, guard rails, safety netting



Scaffolding, Board Carts, Guard rails, Temp fencing, Stilts, Benches, Scaffold benches, etc.



Ladders of all types, Step, Extension, Platform, Folding, Tripod, etc, Scaffolding, Saw Horses, etc. Access Panels, (magnetic)



Cut resistant gloves, Protective gear for your Hands, Eyes, Feet, Arms, Head and Respiratory safety, Protective Clothing, First Aid kits, Safety vests and coats.



Air Filtration, Industrial Surface Preparation, Negative Air machines



Dust Barrier Systems, Magnetic Door system, Tacky Mats,

More Companies and Products frequently added!

**PRO-PLUS
FASTENERS LLC**
PREFERRED BY PROFESSIONALS

